

BOARD OF EDUCATION

Portland Public Schools

STUDY SESSION

May 27, 2014

Board Auditorium

Blanchard Education Service Center

501 N. Dixon Street

Portland, Oregon 97227

Note: *Those wishing to speak before the School Board should sign the public comment sheet prior to the start of the meeting. No additional speakers*



Board of Education Informational Report

MEMORANDUM

Date: May 27, 2014

To: Members of the Board of Education

From: Jim Owens, Executive Director, Office of School Modernization

Subject : Bond Program Status – May 2014

In the November 2012 election, the voters approved a \$482M capital improvement bond for Portland Public Schools. The District's Office of School Modernization Staff has developed a set of performance measures to provide management information for the staff and reporting tools for the Bond Accountability Committee and the Board's oversight role. Performance metrics for the 2012 bond program are based on the Balanced Scorecard (BSC).

Attached is the BSC for the month of May 2014. Staff will present the status of the program. Following the presentation, the Board is welcome to ask any questions relating to that topic as well.

Attachment 1: Balanced Scorecard Report – May 2014
Attachment 2: Project Management Cost Report – May 2014


Narrative Comments:

Good
Concerns
Difficulty



Improvements
2013

Roosevelt HS



Narrative Comments:

Good
Concerns
Difficulty



Improvements 2013



Narrative Comments:

Color Key	
	Good
	Concerns
	Difficulty

Stakeholder Perspective

Strategic Obj.	Perform
A	3.998
B	24 re f - 54
C	6.48 7998 24 re f998 24 re
Average	

2012 Bond Projects

Improvements 2013	Roosevelt HS	Faubion K8	Improvements 2014	Franklin HS	Improvements 2015	Grant HS	Improvements 2016	Improvements 2017	Improvements 2018	Improvements 2019
----------------------	--------------	------------	----------------------	-------------	----------------------	----------	----------------------	----------------------	----------------------	----------------------

Strategic Objectives	Performance Measures	Performance Targets
----------------------	----------------------	---------------------



Objective A Meets Educational Needs	1 Project Scope Meets Educational Needs	Green: Rating of ≥ 4.0 (1 - 5 scale) Yellow: 3.0 - 4.0; Red: < 3.0
	2 Design Meets Educational Needs	
	3 Construction Meets Educational Needs	



Objective B Meets Maintenance / Facility Needs	4 Project Scope Meets Maint. / Facility Needs	Green: Rating of ≥ 4.0 (1 - 5 scale) Yellow: 3.0 - 4.0; Red: < 3.0
	5 Design Meets Maint. / Facility Needs	
	6 Construction Meets Maint. / Facility Needs	




Objective C Design Advisory Group (DAG) Needs	7 Project Scope Meets DAG Needs	Green: Rating of ≥ 4.0 (1 - 5 scale) Yellow: 3.0 - 4.0; Red: < 3.0
	8 Design Meets DAG Needs	
	9 Construction Meets DAG Needs	




Narrative Comments:

Good
Concerns
Difficulty



Improvements
2013
Roosevelt HS
Faubion K8
Improvements
2014
Franklin HS
Improvements
2015





MEMORANDUM

Date:

May 21

on May 12, 2014. Of the

63 schools identified in the bond for roof, seismic, ADA & middle grade science classroom improvements we expect approximately 54 will have some or all of their work scopes accomplished by the end of Summer 2016. If the "bond premium" or other bond funds become available for project planning use, these funds will be allocated to fund many of these project scopes. Table 1 below provides the requested list.

Table 1.

School	Current Cluster	Grades	Roof/ Seismic	Seismic	ADA	Elevator	Science Classrooms	Bond Project Budget*
Abernethy Arleta	Cleveland	K 5	\$1,631,179	\$349,048				\$1,980,227

DR

DR

Project Cost Summary Report for 2012 Capital Improvement Bond Program

Capital Program Start Date: Nov 2012

Report Run Date: 05.01.2014

Capital Program End Date: Nov 2020

Project Name	Original Budget	Approved Budget Changes	Current Budget	Estimate At Completion	Forecasted Over/(Under)	Actuals Approved
FranklinHSModernization	81,585,655	9,577,503	91,163,158	82,066,342	(9,096,816)	1,135,325
GrantHSModernization	88,336,829	(9,229,053)	79,107,776	67,241,610	(11,866,166)	
RooseveltHSModernization	68,418,695	13,824,059	82,242,754	76,946,243	(5,296,511)	742,990
FaubionReplacement	27,035,537	(274,919)	26,760,618	24,084,556	(2,676,062)	846,574
ImprovementProject2013	9,467,471	3,595,366	13,062,837	11,970,613	(1,092,224)	11,917,412
ImprovementProject2014	13,620,121	2,528,649	16,148,770	14,173,505	(1,975,265)	1,380,482
ImprovementProject2015	13,521,066	(1,717,515)	11,803,551	10,033,018	(1,770,533)	
ImprovementProject2015 ADA	382,134	382,134	324,814	(57,320)		0
ImprovementProject2015 SCI	2,048,500	2,048,500	1,741,225	(307,275)		0
ImprovementProject2016	15,274,437	(2,955,183)	12,319,254	10,471,366	(1,847,888)	
ImprovementProject2017	6,796,707	3,395,649	10,192,356	8,663,503	(1,528,853)	
ImprovementProject2018	9,062,119	(6,748,050)	2,314,069	1,966,959		2,314,069
ImprovementProject	1,949,393	1,949,393	1,656,984	(292,409)		0
MasterPlanning BensonHS	191,667	(30,000)	161,667	161,667		
MasterPlanning ClevelandHS	191,667	(30,000)	161,667	161,667		
MasterPlanning JeffersonHS	191,667	(30,000)				

r

r

r

r

r

r

r

